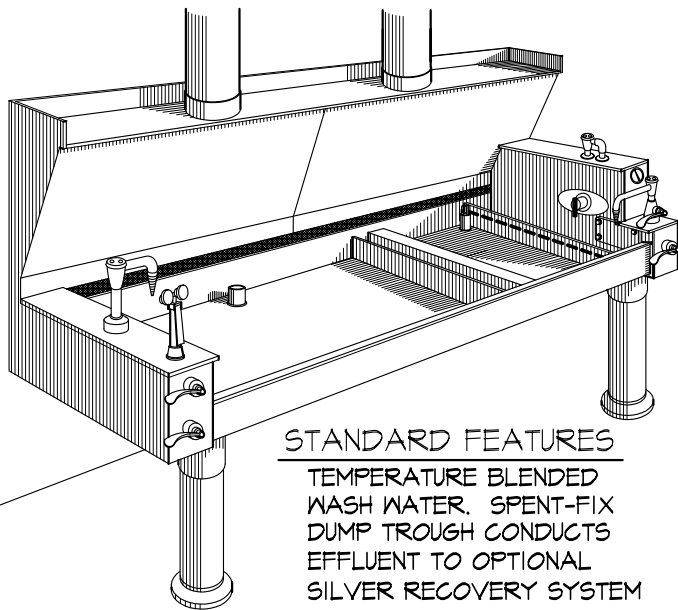


# SEBASTIAN SLOT-VENT SINKS

## SEBASTIAN PVC ADA-COMBO DARKROOM WALL SINK

CONTINUOUS SLOT-VENT HOOD & EZ REACH CONTROLS

THE MODEL: SACWS SINK IS A COMBINATION WALL SINK FOR FILM AND PRINT PROCESSING. DESIGNED TO COMPLY WITH ADA GUIDELINES, THIS SINK SERVES BOTH STANDARD AND WHEELCHAIR STUDENTS. THE EASY-TO-REACH CONTROLS ARE VERY HELPFUL FOR THE PHYSICALLY IMPAIRED. THE SINK IS MADE ENTIRELY OF PVC PLATE AND PIPE AND IS INERT TO ALL DARKROOM CHEMICALS. THE FAUCETS AND CONTROLS ARE LABORATORY GRADE WITH WRIST BLADE HANDLES. CHEMICAL FUMES ARE EXHAUSTED AT TRAY LEVEL AND AT THE SAME VELOCITY ENTIRE LENGTH OF THE SINK.



### STANDARD FEATURES

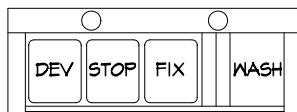
TEMPERATURE BLENDED  
WASH WATER. SPENT-FIX  
DUMP TROUGH CONDUCTS  
EFFLUENT TO OPTIONAL  
SILVER RECOVERY SYSTEM

**DO NOT USE SOLVENTS IN PVC SINKS**

MODEL: SACWSSV-9030

ALL FEATURES SHOWN ARE STANDARD  
OVERALL: 90"L x 30"W x 5"D  
SINK RAIL 34" ABOVE FLOOR  
UNDER SINK CLEARANCE: 27-1/2"  
TWO 6" EXHAUST STACKS

FOR PRINTS UP TO 11x14"



PLAN VIEW

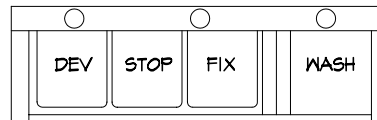
### OPTIONAL FEATURES:

- CPAC E106XT+2BM AUTOMATIC SILVER RECOVERY SYSTEM
- SCIENTIFIC W32505-150 6 GALLON DILUTION-NEUTRALIZATION TANK WITH CHIPS & INSTALL KIT
- CSM ER-30 AIR COOLED OR TR-32W WATER COOLED INCOMING WATER CHILLER
- PF-410 INCOMING WATER PRESSURE BALANCER/GUARD
- "SSCH" OPEN BASE CABINET FOR WHEELCHAIR FRONTAL APPROACH
- SELF-DRAINING SINK BOTTOM
- CIRCULATED FLOODED SINK FEATURE - TEMPERATURE BLENDED

MODEL: SACWSSV-11433

ALL FEATURES SHOWN ARE STANDARD  
OVERALL: 114"L x 33"W x 5"D  
SINK RAIL 34" ABOVE FLOOR  
UNDER SINK CLEARANCE: 27-1/2"  
THREE 6" EXHAUST STACKS

FOR PRINTS UP TO 16 x 20"



PLAN VIEW



SEBASTIAN DARKROOM PRODUCTS™  
DIVISION OF CALIFORNIA STAINLESS MFG.

Unique, Innovative & Engineered to Work  
TOLL FREE (888) 712-7035 FAX (805) 484-1030

[calstainless@aol.com](mailto:calstainless@aol.com)

[www.sebastiandarkroomprod.com](http://www.sebastiandarkroomprod.com)